

Soitec's engineered substrates for automotive megatrends

May 2020



Disclaimer

This document was prepared by Soitec (the “Company”) on May 19, 2020.

This document is provided for information purposes only. It is public information only.

The Company’s business operations and financial position is described in the Company’s registration document 2018-2019 registered by the Autorité des marchés financiers (the “AMF”) on July 4th, 2019 under visa D.19-0649 (the “Document de Référence”) and in the Company’s FY’20 half-year report. Copies of the Document de Référence are available in French and English languages through the Company and may as well be consulted on the AMF’s website (www.amf-france.org). The Document de Référence and the FY’20 half-year report can also be downloaded on the Company’s website (www.soitec.com).

Your attention is drawn to the risk factors described in Chapter 2 of the Document de Référence. A review of these risk factors has been conducted after the closing of FY’20 first half and no new risk was found. This document contains summary information and should be read in conjunction with the Document de Référence and the FY’20 half-year report. In the event of a discrepancy between this document and the Document de Référence or the FY’20 half-year report, the Document de Référence or, as the case may be, the FY’20 half-year report, shall prevail. The information contained in this document has not been independently verified. No representation, warranty or undertaking, express or implied, is made as to, and you may not rely on, the fairness, accuracy, completeness or correctness of the information and opinions contained in this document. The information contained in this document is provided only as of the date hereof. Neither the Company, nor its shareholders or any of their respective subsidiaries, advisors or representatives, accept any responsibility or liability whatsoever for any loss arising from the use of this document or its contents or in connection whatsoever with this document.

This document contains certain forward-looking statements. These forward-looking statements relate to the Company’s future prospects, developments and strategy and are based on analyses of earnings forecasts and estimates of amounts not yet determinable. By their nature, forward-looking statements are subject to a variety of risks and uncertainties as they relate to future events and are dependent on circumstances that may or may not materialize in the future. Forward-looking statements are not a guarantee of the Company’s future performance.

The Company’s actual financial position, results and cash flows, as well as the trends in the sector in which the Company operates may differ materially from those contained in this document. Furthermore, even if the Company’s financial position, results, cash-flows and the developments in the sector in which the Company operates were to conform to the forward looking statements contained in this document, such elements cannot be construed as a reliable indication of the Company’s future results or developments.

The Company does not undertake any obligation to update or make any correction to any forward-looking statement in order to reflect an event or circumstance that may occur after the date of this document. In addition, the occurrence of any of the risks described in Chapter 2 of the Document de Référence may have an impact on these forward-looking statements.

This document does not constitute or form part of an offer or a solicitation to purchase, subscribe for, or sell the Company’s securities in any country whatsoever. This document, or any part thereof, shall not form the basis of, or be relied upon in connection with, any contract, commitment or investment decision.

Notably, this document does not constitute an offer or solicitation to purchase, subscribe for, or sell securities in the United States. Securities may not be offered or sold in the United States absent registration or an exemption from the registration under the U.S. Securities Act of 1933, as amended (the “Securities Act”). The Company’s shares have not been and will not be registered under the Securities Act. Neither the Company nor any other person intends to conduct a public offering of the Company’s securities in the United States.

Outline

- 1 Automotive megatrends
- 2 Electrification
- 3 Autonomous
- 4 Connected
- 5 Soitec's engineered substrates for automotive megatrends

Automotive megatrends in numbers

C

Connected



16M

Sales of 5G enabled vehicles in 2030

Source: PwC, 2019

A

Autonomous



7M

Sales of L3 and above vehicles in 2030

Source: IHS Markit, 2020

S

Shared



1M

Global shared fleet in 2028

Source: Strategic Analytic, 2019

E

Electrification



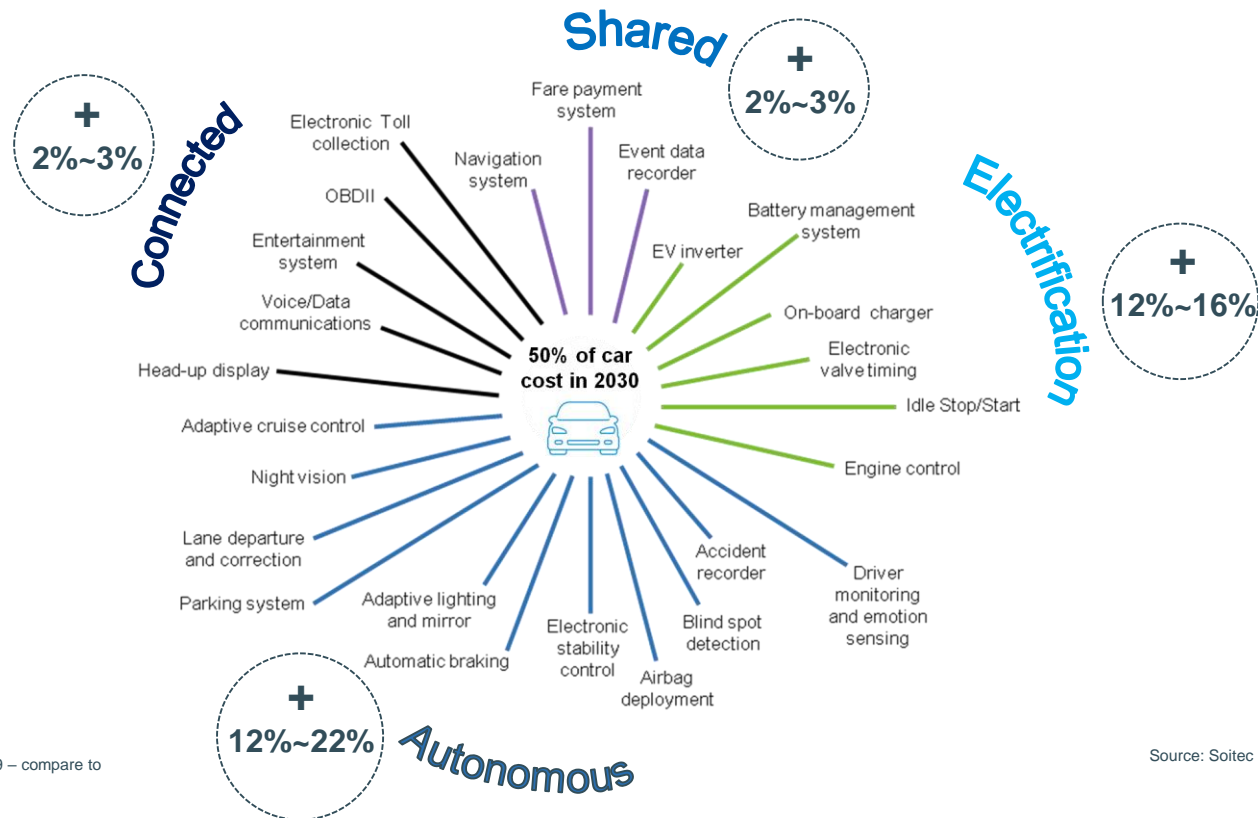
23M

Global EV sales in 2030

Source: IEA, 2019

Electronic systems grow their part in car's BOM

Driven by automotive megatrends



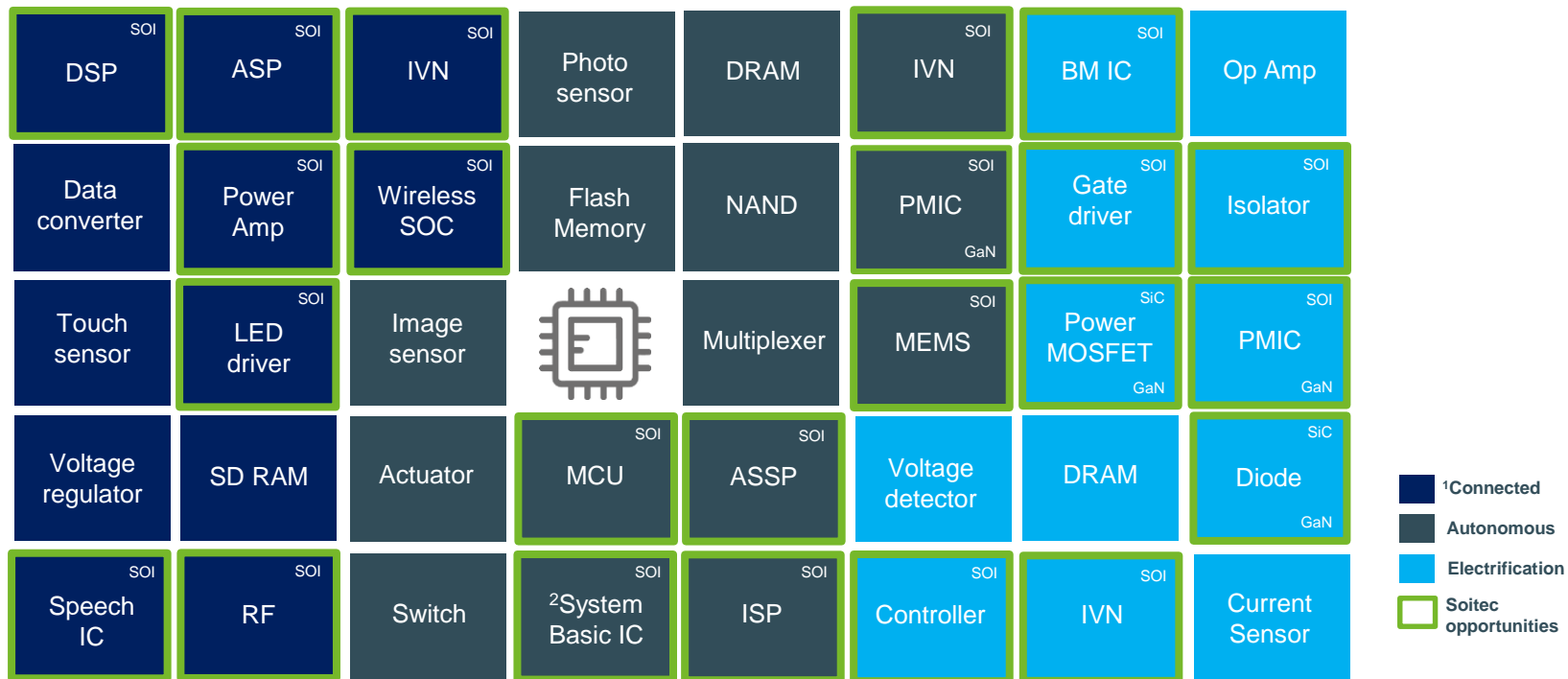
***Electronic system increase in car's BOM cost**

*Source: PwC 2019, Strategy& 2019 – compare to today's base vehicle

Source: Soitec analysis, CVEL 2020, Deloitte 2019

Automotive semiconductor devices heat map

Soitec's engineered substrates application opportunities



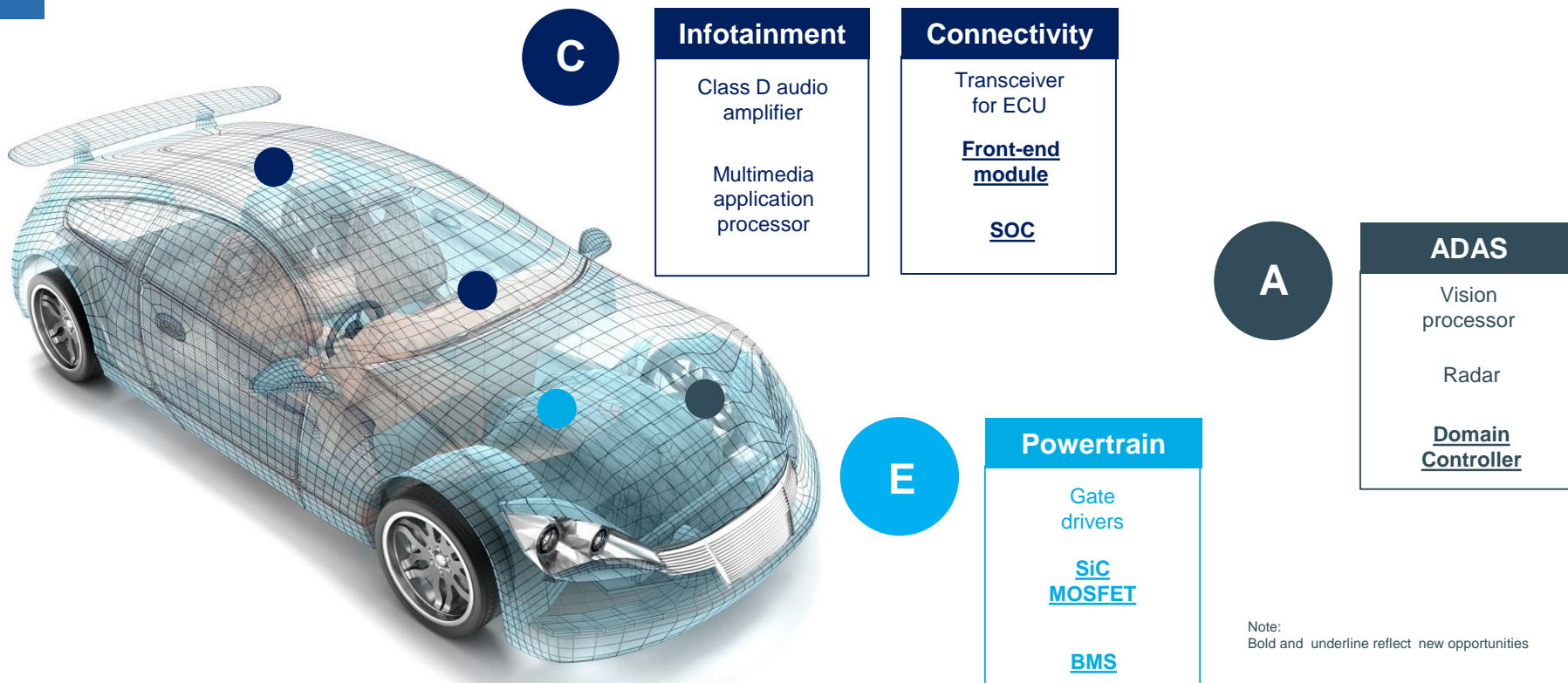
Source: Soitec analysis, 2020

Note:

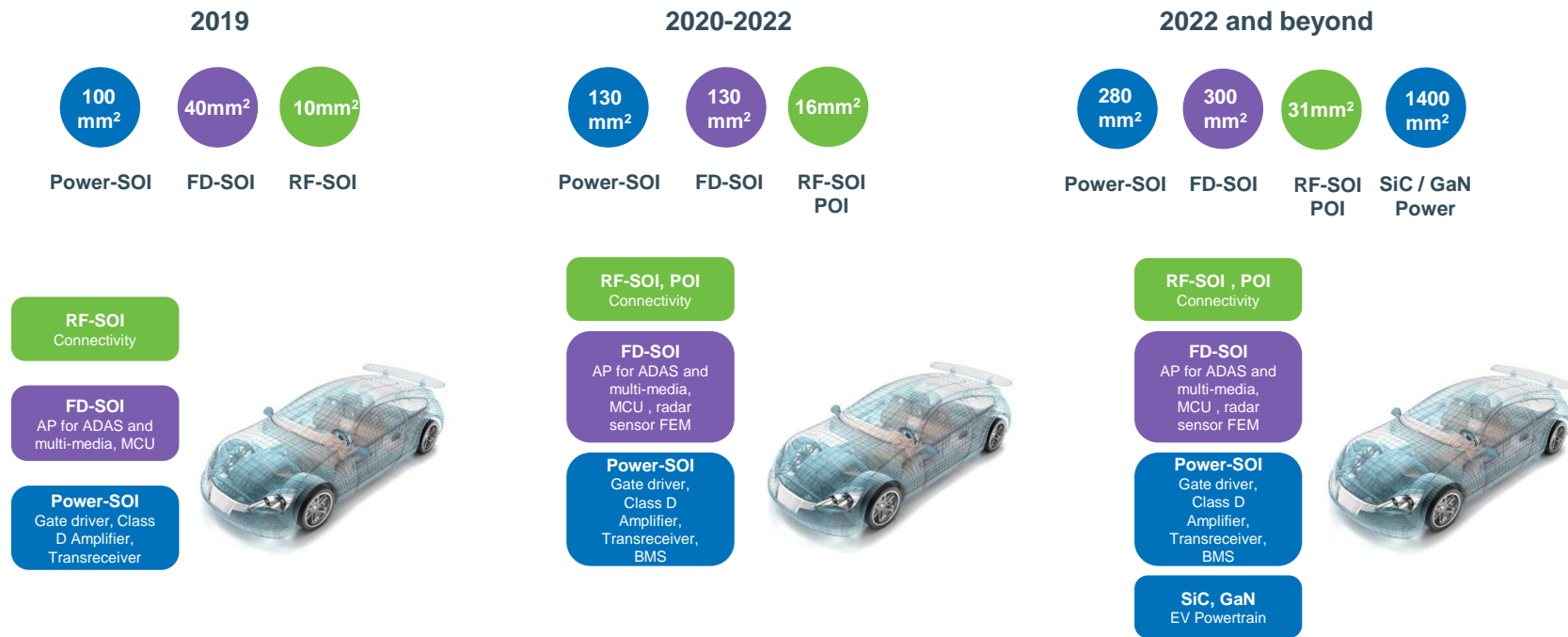
¹Shared is not reflected as it is highly correlated with Connected.

²System basic IC features have cross-functional support.

Soitec footprint and new opportunities in automotive



Today and tomorrow in automotive - Soitec technology content



Note: Soitec estimation - based on premium EV and fully autonomous vehicle

May 2020

• 8 • Soitec for Automotive Megatrends

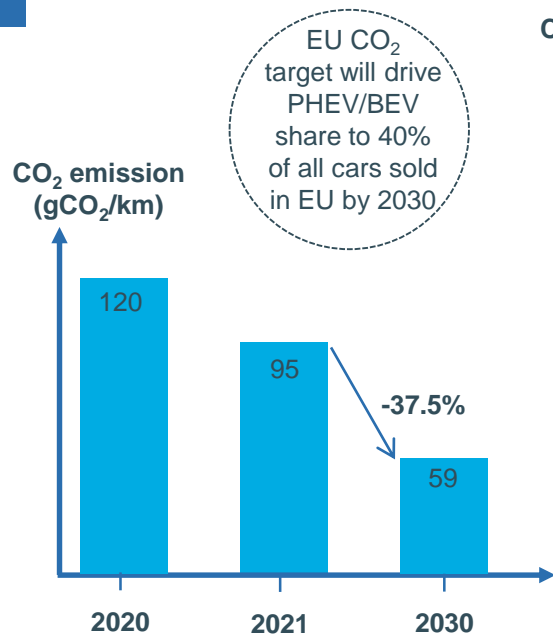
> Soitec Proprietary Copyright @ 2020 Soitec

soitec

Outline

- 1 Automotive megatrend
- 2 **Electrification**
- 3 Autonomous
- 4 Connected
- 5 Soitec's engineered substrates for automotive megatrends

Global emission policy and regulation drive electrification growth



Canada: 30% EV sales by 2030 and 100% ZEV by 2050

USA: 12 states have set target for 100% *ZEV by 2050

UK and France: ICE sales end by 2040

Brazil: 30% EV sales by 2030

China: 20% EV sales by 2025

Japan and South Korea: 30% EV sales by 2030

India: ICE sales end by 2030

Singapore: ICE sales end by 2040

› Failure to meet the target will result in penalty of €95 for each gCO₂/km of target exceed.

Source: https://ec.europa.eu/clima/policies/transport/vehicles/cars_en

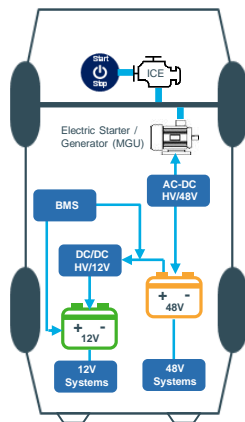
Source: Evercore ISI Research, 2019

xEV powertrain type with different automotive electronics requirements

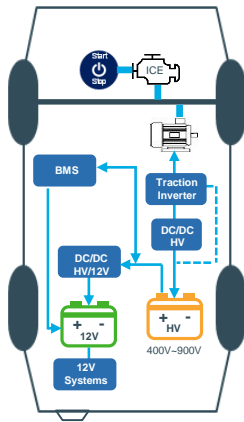
~80%

power semiconductor
added content value is
for Power MOSFET
(e.g. SiC) in BEV

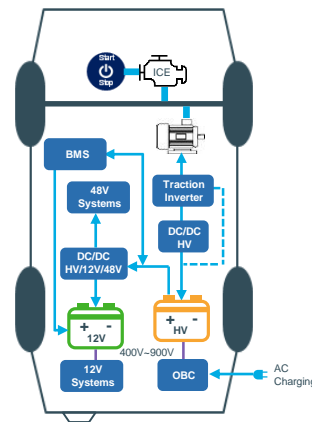
Source: UBS



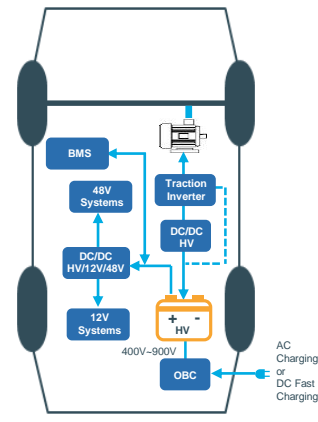
48V – Mild Hybrid (MHEV)



Full Hybrid (FHEV)



Plug-in Hybrid (PHEV)



Battery (BEV)

Powertrain

*CO2 reduction (vs. ICE)



~22%

Battery type

48V Lithium + 12V Lead

On-board charger

—

Electric traction

—

**Added power semiconductor value

+\$200

~30%

HV Lithium + 12V Lead

—

15kW~60kW

+\$300

~75%

HV Lithium + 12V Lead

3.3kW~6.6kW

40kW~80kW

+\$400

100%

HV Lithium

6.6kW~50kW

>80kW

+\$450

*Source: Continental, 2019 **Source: NXP 2019, UBS 2020 – compare to internal combustion engine

May 2020

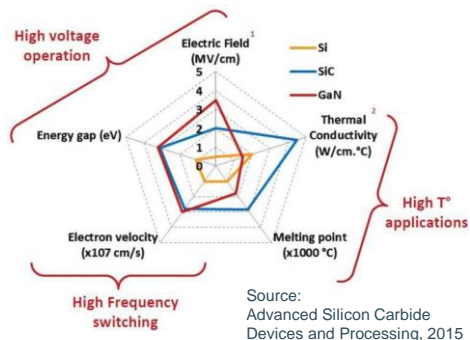
• 11 • Soitec for Automotive Megatrends

> Soitec Proprietary Copyright @ 2020 Soitec

soitec

Silicon Carbide advantages drive electrification innovation

SiC has superior intrinsic characteristics



- › Higher efficiency:
→ **reduce power loss**
- › Higher switching frequency:
→ **increase power density**
- › Higher temperature operation:
→ **improve long term reliability**

Excellent system improvement



SiC brings performance improvement and miniaturization for traction inverter system



From Si-IGBT based module to SiC MOSFET based module:

- › Size reduction: **50%**
- › Efficiency improvement: **2%**
- › Reliability: **extended life in use**

Source: STMicroelectronics, APEC 2019

Enhance user experience



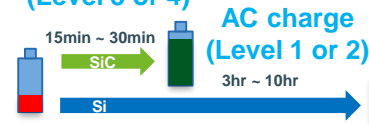
SiC conveys better total cost of ownership for electric vehicle

- › **Mileage extension**
(using same 100kW battery pack)



Source: Tesla Blog, Apr 2019

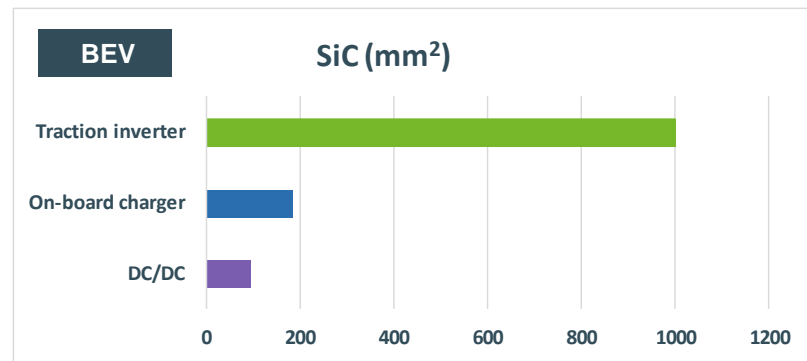
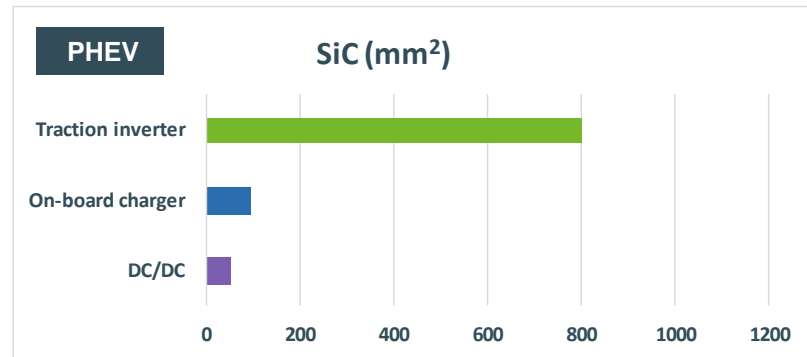
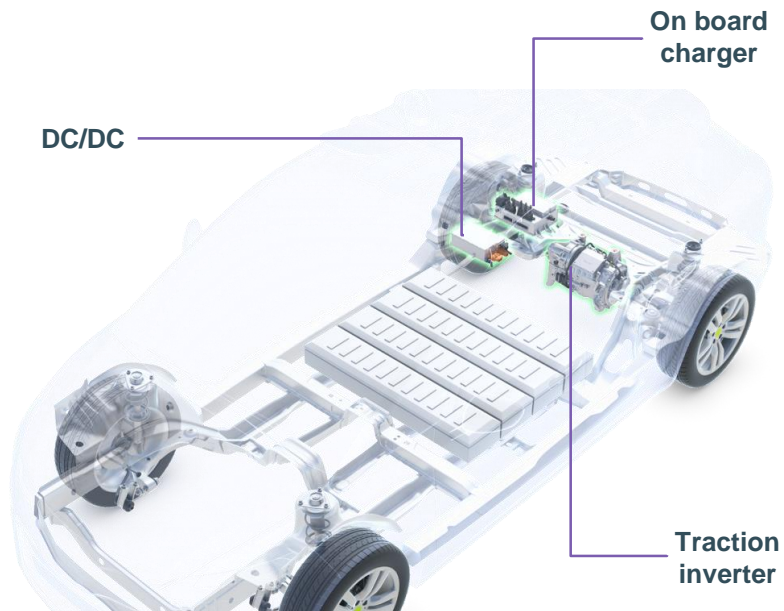
- › **Fast charging**
DC fast charge (Level 3 or 4)



Source: Wolfspeed 2020, On Semi 2020

EV powertrain revolution

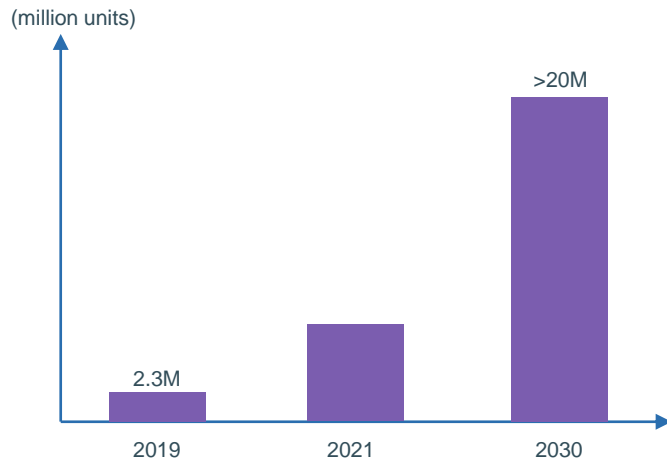
Significant content growth for SiC



Source:
Soitec estimates, 2020 – based on premium BEV/PHEV
Note: mm² are serviceable accessible market

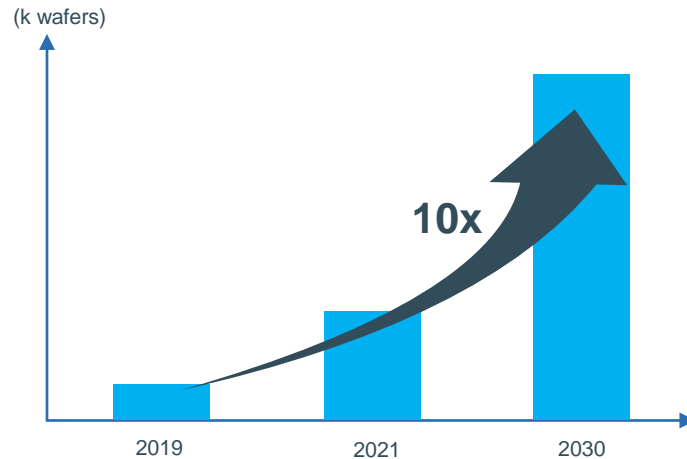
EV growth drives demand for SiC substrates

Global EV sales



Source:
IEA - Global EV Outlook 2019, CleanTechnica, IHS Markit 2019 - the data exclude mild hybrid and full hybrid vehicles,

Projected SiC substrate volume



Source:
Yole 2020, IHS Markit 2019, Soitec estimates, 2020 – including other industrial applications

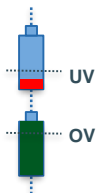
BMS opportunity for Power-SOI with increasing level of electrification

Battery management system (BMS) for automotive electrification

Key concerns when using lithium ion battery packs that are usually constructed with hundreds of individual cells:

Safety

- › over voltage (OV)
- › under voltage (UV)
- › thermal runaway



Performance

- › safe and fast charging
- › lifetime degradation
- › cell mismatch
- › state of charge / health

BMS is necessary in EV for long term use of battery packs and prevent deterioration through key functions:

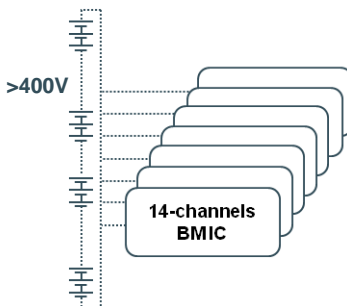
- › accurate cell voltage(V), current(I), temperature(T) and charge (Q) measurement
- › cell balancing

Battery pack
+
BMS

SOI provides 'intrinsically safe' process to achieve high functional safety requirement in BMS

BMS content for different level of electrification

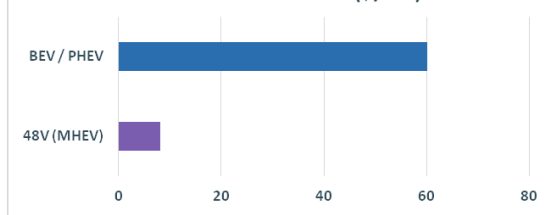
BEV / PHEV



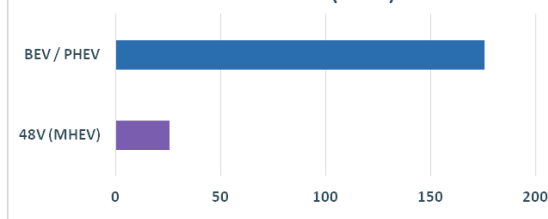
48V (MHEV)



BMS content (\$/car)



Power-SOI (mm²)



Source: Soitec estimates, 2020 – case study based on 400V system for BEV/PHEV

Note: mm² are serviceable accessible market

Outline

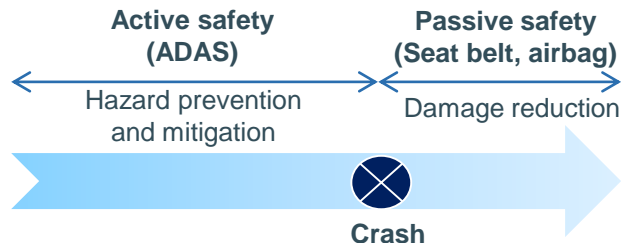
- 1 Automotive megatrend
- 2 Electrification
- 3 **Autonomous**
- 4 Connected
- 5 Soitec's engineered substrates for automotive megatrends

Global safety mandates drive growth of advanced driver assistance systems

- › *Global road fatalities annually is about 1.35M with 94% due to human error



- › Incorporating active safety systems to existing passive solution



- › Car manufacturers are required to achieve the highest safety rating in EU and USA with increase safety standards



EU: NCAP roadmap requiring the need for driver monitoring, autonomous emergency steering, autonomous emergency braking, child presence detection and V2X between 2022 ~ 2024



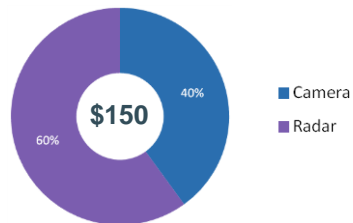
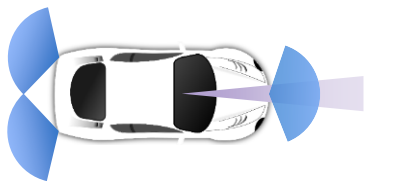
USA: to incorporate active safety in all passenger vehicles by September 2022

*Source: WHO 2020, NHTSA 2019

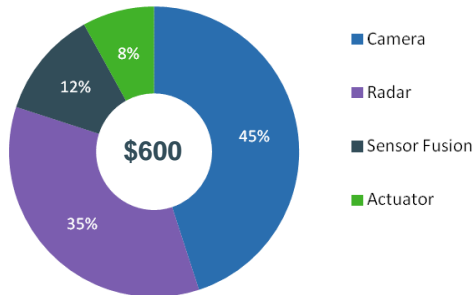
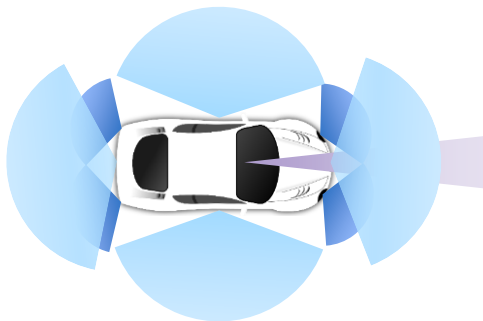
› Soitec Proprietary Copyright @ 2020 Soitec

Incremental semiconductor content with increasing automation

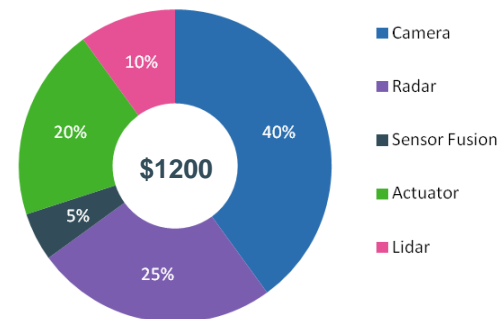
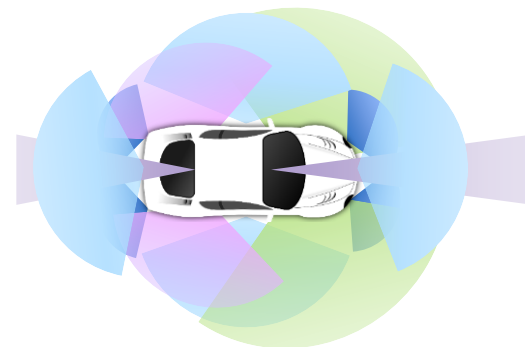
Level 1 & 2



Level 3



Level 4 & 5



Source: NXP 2019, Infineon 2019

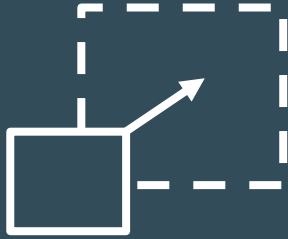
May 2020

• 18 • Soitec for Automotive Megatrends

> Soitec Proprietary Copyright @ 2020 Soitec

soitec

FD-SOI capabilities pave the way for ADAS evolution from L1 to L5



Scalable systems

- › Automated range
- › High resolution
- › 3D positioning



Flexible architectures

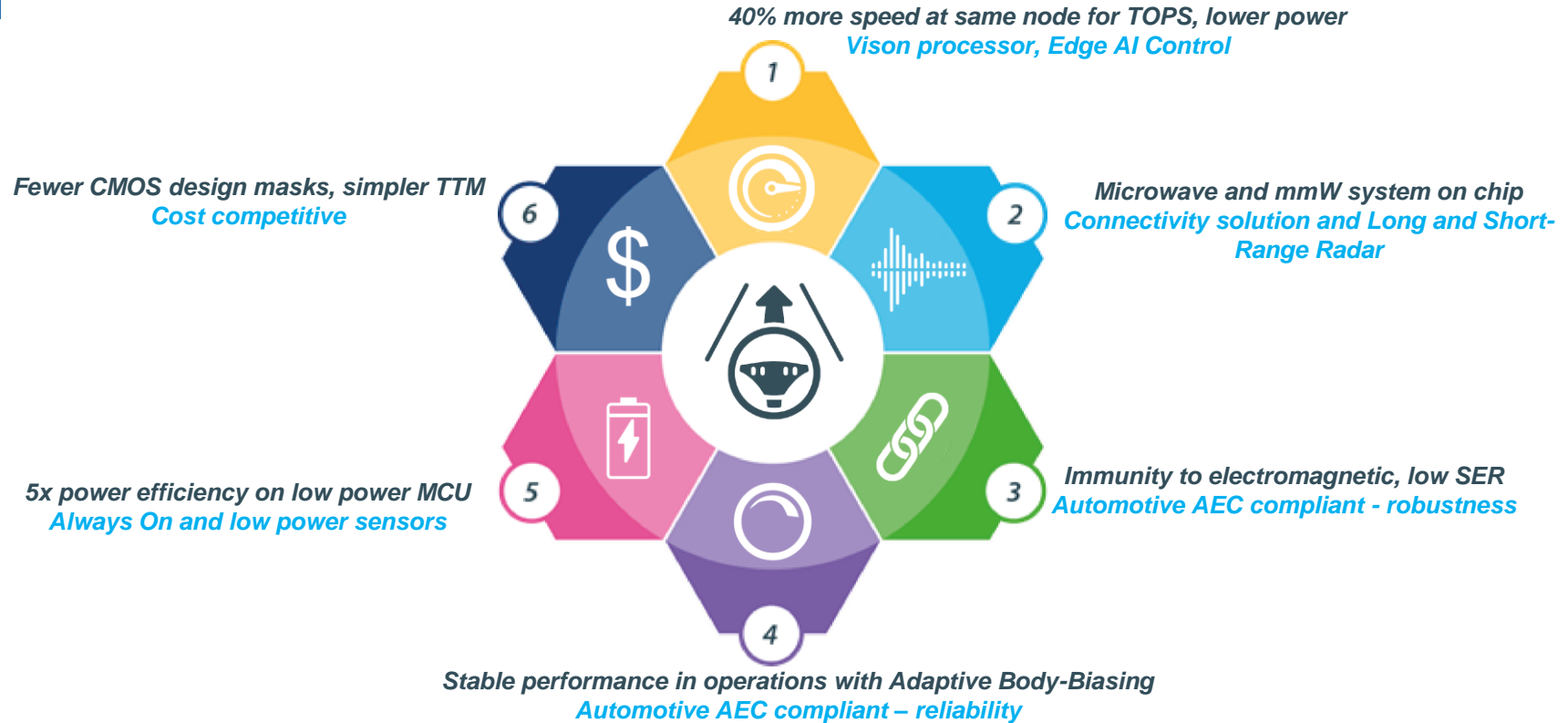
- › Efficient RF / mmW
- › High speed mixed-signal
- › Low power digital



Reliable technology

- › Ageing compensation
- › CMOS integration
- › Improve soft error rate (SER)
- › AEC-Q100 readiness

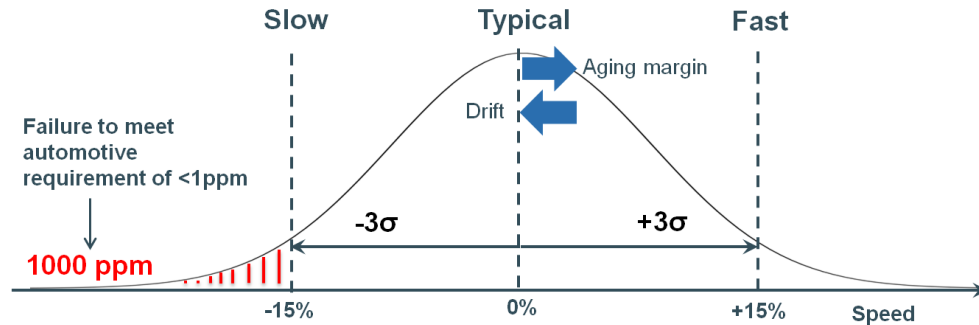
FD-SOI benefits for autonomous innovations



FD-SOI introduces unique method of compensating ageing

Enhancing safety and reliability for automotive requirement

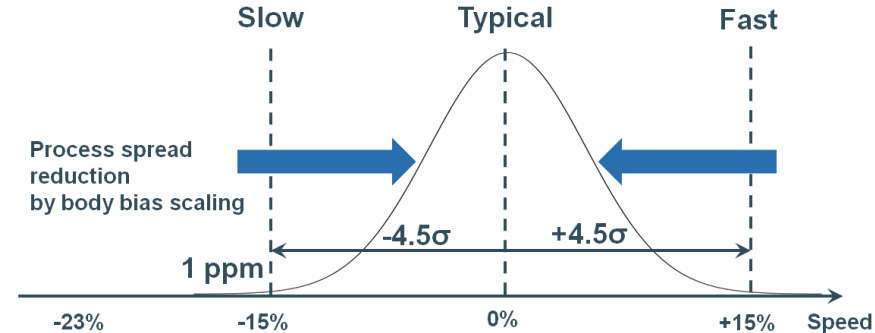
Without any process compensation



Source: Soitec analysis, 2020

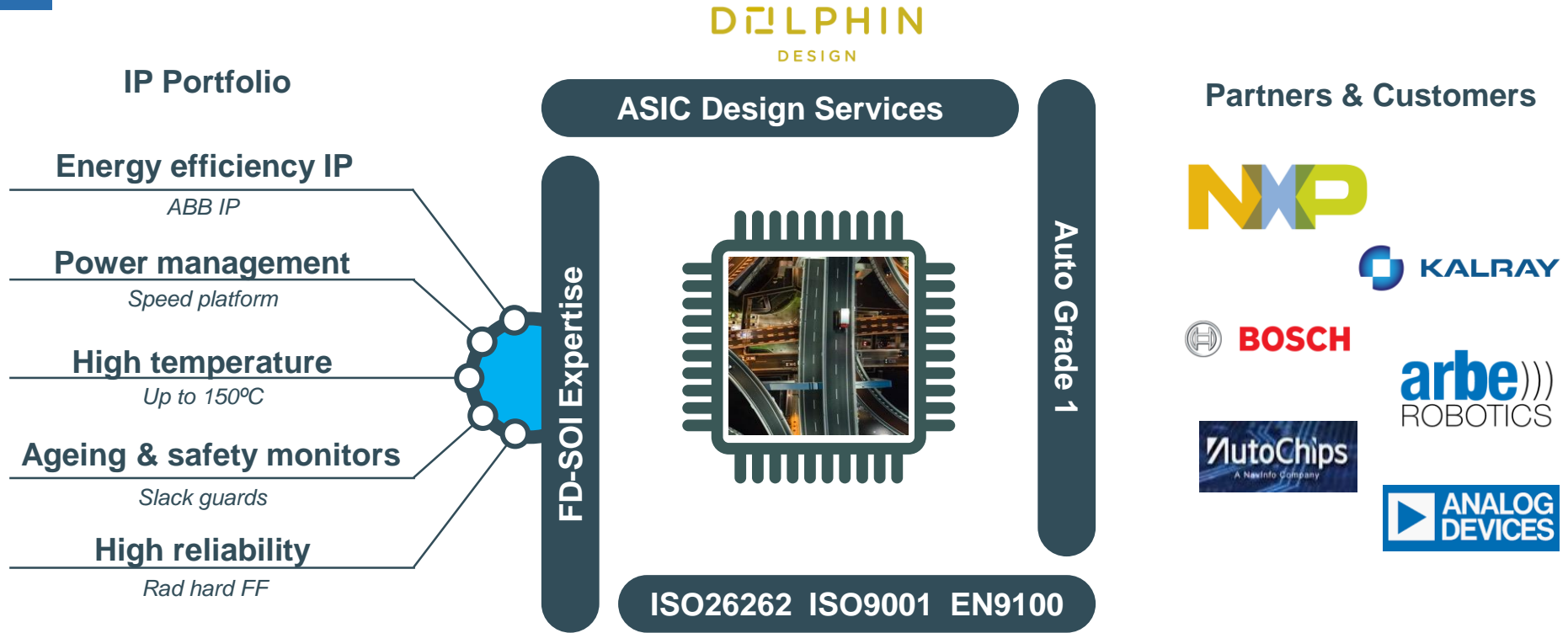
Ageing compensation with adaptive body-biasing (ABB)

DOLPHIN
DESIGN

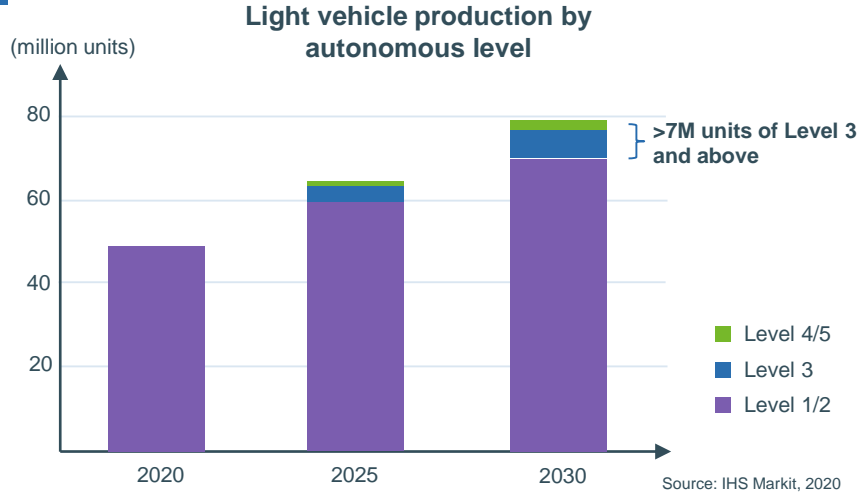


- › ADAS digital performance dominated by meeting $\pm 4.5\sigma$ boundary conditions
- › Traditional (VDD) scaling improves process control but degrades power and ageing control
- › **FD-SOI specific (ADAPTIVE BODY-BIASING) scaling improves both power and ageing control over $\pm 4.5\sigma$**
→ easily meeting automotive requirement of <1ppm for enhanced reliability and safety

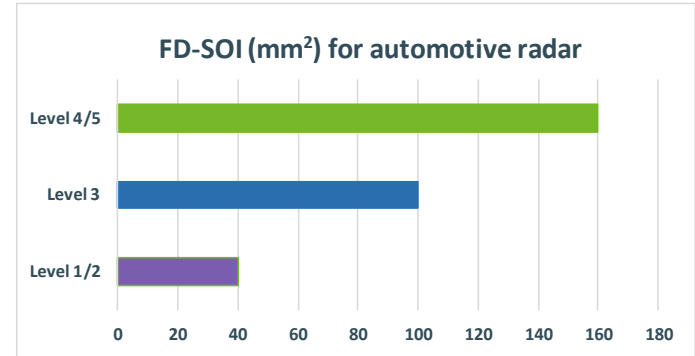
Dolphin - IP and ASIC enabler for Automotive applications



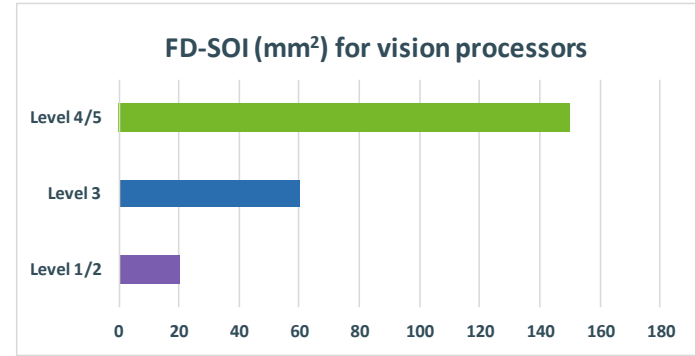
FD-SOI content growth with increasing level of autonomous



- › Growth in Level 4/5 requires a platform technology that is **scalable**, **flexible**, **robust** and **reliable**
- › FD-SOI (an insulator technology) **isolates** and **enables** advance RF, mixed-signal and digital benchmarks
- › FD-SOI is the **unique solution** to meet Level 4/5 object detection, positioning and compute efficiencies.



Note: Automotive radar includes radar transceiver and radar MCU, 28nm node



Source: Soitec estimate, 2020 – 28nm for Level 1/2/3 and 12nm for Level 4/5

Note: mm² are serviceable accessible market

Outline

- 1 Automotive megatrend
- 2 Electrification
- 3 Autonomous
- 4 **Connected**
- 5 Soitec's engineered substrates for automotive megatrends

Connectivity is a key enabler for all vehicle services

Connectivity to driver/ passenger



INFOTAINMENT
in-vehicle



Bluetooth



Internet services
Navigation system
Screen mirroring



Hands free voice
Multimedia streaming

Connectivity to cloud



TELEMATICS
cloud ↔ vehicle
satellite ↔ vehicle



OTA Update
Vehicle maintenance
Vehicle location
Optimum routing



Internet access
Remote access
Fleet utilization
Media services

Connectivity to environment



ENVIRONMENT

V2V, V2I, V2P,
V2N, V2D, V2H



Bluetooth



Dynamic traffic signaling
Connection to home
Pedestrian warning

Driver assistance
Remote control

Soitec technologies are indispensable for 4G and 5G

Now also in connected vehicle

Fully adopted with



RF-SOI

Partially and to be adopted with

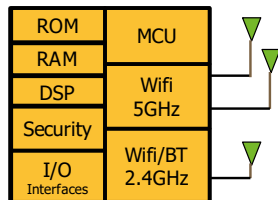


RF-SOI

FD-SOI

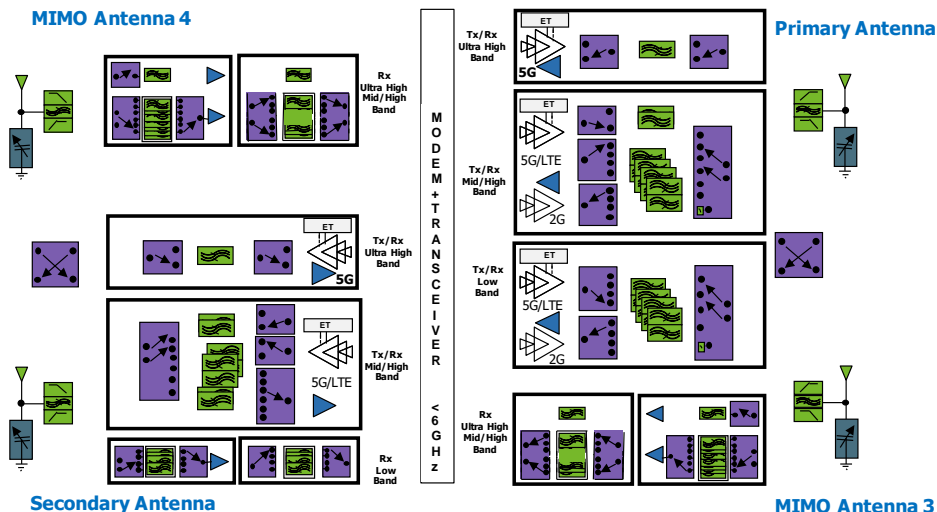
INFOTAINMENT
in-vehicle

Wifi / BT / FM SoC
hotspot



TELEMATICS
cloud ↔ vehicle
satellite ↔ vehicle

Cellular / WiFi / GNSS Front-End Module

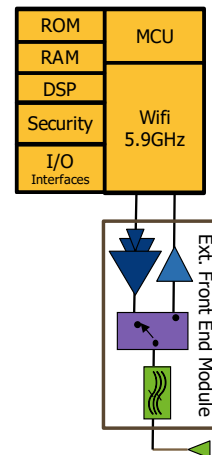


4G/5G Front-End Module

Note: Wifi and 5G mmW not shown

ENVIRONMENT
V2V, V2I, V2P,
V2N, V2D, V2H

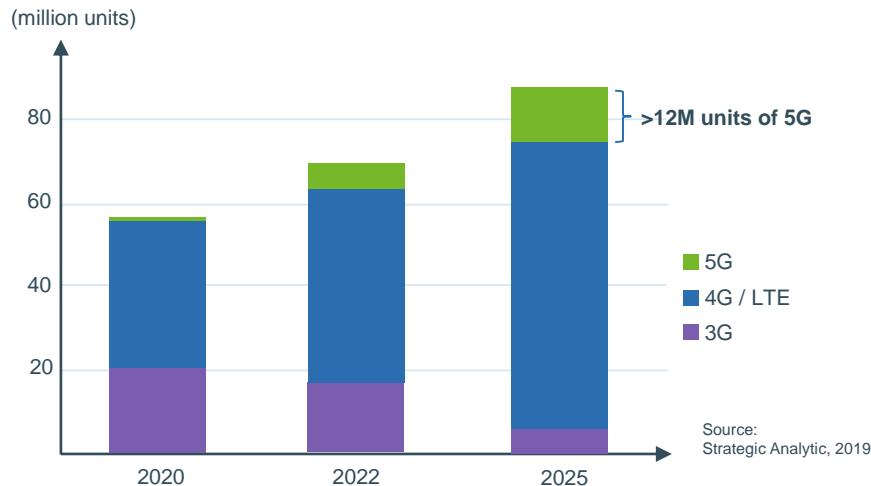
Cellular-V2X and/or
WiFi 5.9GHz SoC
'V2X'



Note: Cellular -V2X modem is shared with cellular pipe

Soitec content in connected car is driven by telematics

Global automotive embedded telematics



- › Telematics is moving to 100% adoption in cars
- › Major Soitec total addressable content growth per connected vehicle
 - › up to 2mm² on 3G
 - › up to 28mm² on 4G in 2020
 - › up to 100mm² on 5G beyond 2022 (without mmW)
- › RF-SOI is in 100% of Smartphone and will be in automotive

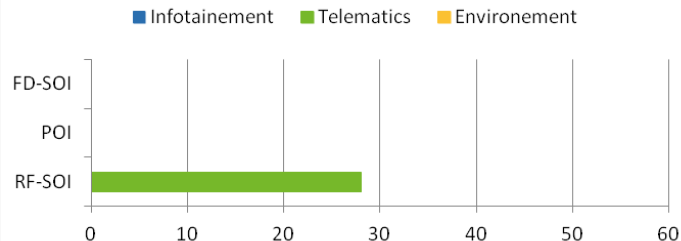
May 2020

• 27 • Soitec for Automotive Megatrends

› Soitec Proprietary Copyright @ 2020 Soitec

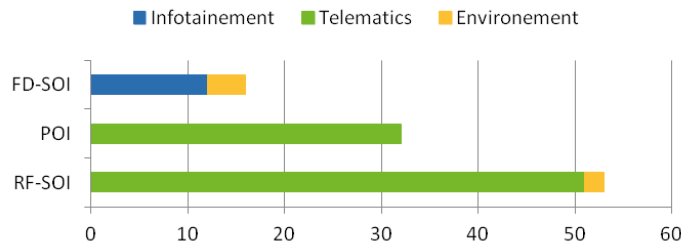
Auto 'connected' devices content [mm²]

4G - 2020



Auto 'connected' devices content [mm²]

5G - 2022 and beyond



Note: mm² are serviceable accessible market
 2mm² on 3G, 5G mmW not taking into account – opportunity is 60mm² FD or RF-SOI
 Source: Soitec estimates, 2020






Soitec portfolio is ready to address long term connected car vision

Ready for combination of 5G networks evolution

5G sub-6GHz

- › RF-SOI mainstream technology for switch, LNA, tuner
- › POI target to become mainstream technology for filters

5G sub-6GHz FEM key blocks





						ET
RF-SOI		✓	✓	✓		
POI					✓	
FD-SOI						✓

✓ suitable solution

5G mmW – potential adoption in automotive

- › Addressing different integration options
- › FD-SOI and RF-SOI (<65nm node) are both ideal technologies for mmW FEM
 - › Enable full FEM integration on single die critical for mmW to avoid interconnect losses
 - › Chipset leaders favor FD-SOI while FEM leaders favor RF-SOI
- › GaN delivers high performance for PA

5G mmW Transceivers key blocks

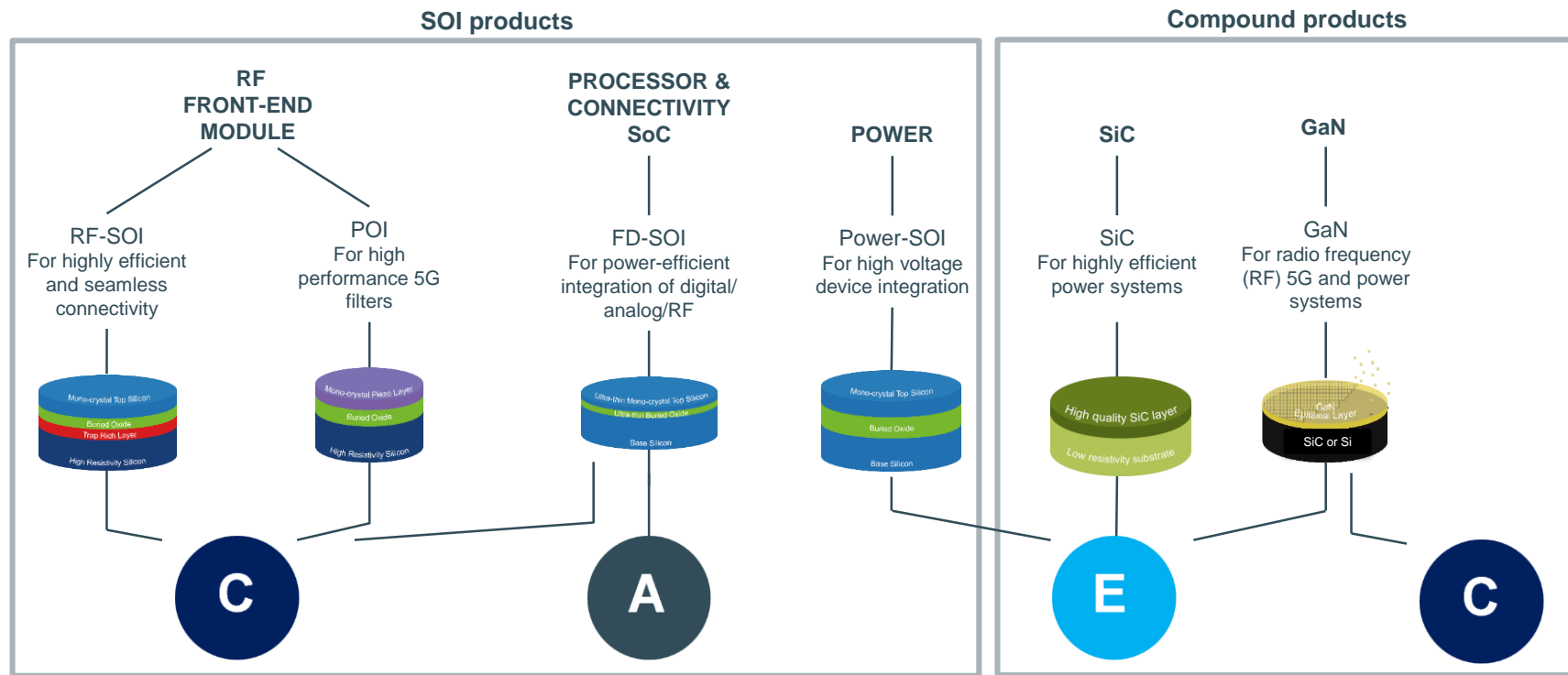
					RF & IF Rx/Tx Mixer	Further integration
FD-SOI	✓	✓	✓	✓	✓	✓
RF-SOI	✓	✓	✓	✓	✓	
GaN (*)	✓	✓	✓			

(*) : No public data available for GaN

Outline

- 1 Automotive megatrend
- 2 Electrification
- 3 Autonomous
- 4 Connected
- 5 **Soitec's engineered substrates for automotive megatrends**

A broad product portfolio of engineered substrates for automotive megatrends



Note: Other engineered substrates for automotive applications include InGaNOS and Imager-SOI – not shown above

Power-SOI for automotive electrification

Product description



- SOI and SOI + epi application specifics with best in class uniformity and thickness control

Power-SOI offering

Parameters		200-mm*	300-mm*
Top	Thickness	0.14µm to 20µm	0.14 µm to 10µm
	Uniformity	+/-50Å up to +/-300Å	+/-50Å up to +/-100Å
	Resistivity	8-100 ohm.cm, P or N type	
Box	Thickness	0.3µm to 4µm	0.1µm to 2µm
	Breakdown Voltage	VBD>5MV/cm Thermal oxide quality	
Base	Resistivity	0.3-100 ohm.cm, P or N type	

*Note: capability shown - some features are under development

Value proposition vs. alternative technologies

	Power-SOI	Bulk
Electrical isolation, low and high voltage integration	+	=
Area density	+	=
Electromagnetic compatibility	+	=
High temperature operation	+	=
Total cost of ownership (TCO)	+	=
High volume manufacturing	+	+

+ optimum = suitable - not suitable

Source: Soitec analysis

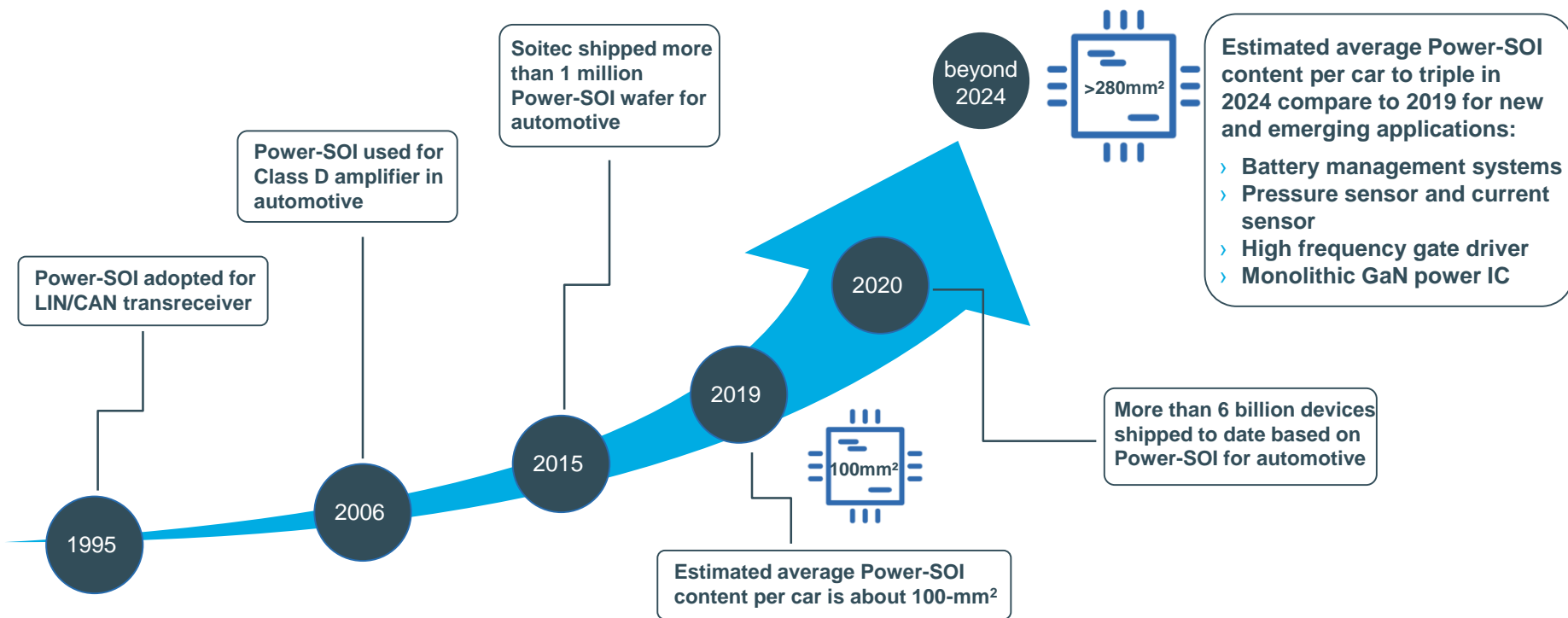
Soitec manufacturing

Bernin 1
200-mm

Bernin 2
300-mm

Simgui
200-mm

Customers shipped >6 billion Power-SOI based chip Illustrating industry-leading reliability for automotive applications



Soitec solutions address key challenges for SiC market adoption



Supply Chain

Limited availability of high quality substrates vs. demand



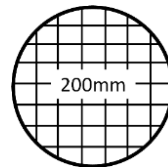
Quality

Quality and reliability issues are caused by defects coming from wafer and/or epitaxy



Cost

SiC substrate with Epi represents >50% of power device cost



Scalability

200mm time to market for SiC device roadmap acceleration

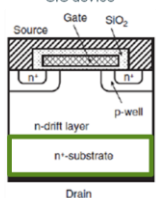
SiC for automotive electrifications

Industry standard for best-in-class quality and electrical performances

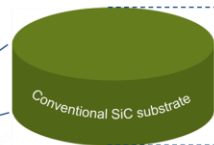
SiC

Product description

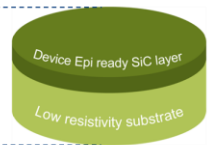
Cross-sectional view of SiC device



Current industry solution (bulk)



Soitec's engineered substrate solution



SiC roadmap

Timeline	150-mm	200-mm
2020	Development	R&D
2023	Production	Ramp up

Value proposition vs alternative technologies

Access to substrate

Quality of substrate

Cost of ownership

- › **Use and recycle ~10x** of best in class high quality SiC layer
 - supply chain stability
- › **Significant reduction of defect density**
 - increase of number of good dies
- › **Lower substrate vertical specific on-resistance** improves overall device RDSon
 - RDSon lowering* (performance improvement)
 - die size reduction* (more dies per wafer)
- › **Simplification of device manufacturing process**

Strategic partnership with Applied Materials

Accelerate Smart Cut™ SiC time to market

SiC

- › Joint technology development program on **next-generation SiC substrates**.
- › The program aims to **provide technology and products to improve the performance and availability of SiC** to address surging demand for electric vehicles, telecommunication and industrial applications.
- › Installation of a SiC engineered substrate pilot line.
- › The line is expected to be operational by the first half of 2020, **with the goal of producing SiC wafer samples using Soitec's Smart Cut™ technology in the second half of 2020.**



Soitec engaging across full automotive ecosystem



OEM
Tier1
Tier2
Tier3

Source: Soitec, 2019

May 2020

• 36 • Soitec for Automotive Megatrends

> Soitec Proprietary Copyright @ 2020 Soitec

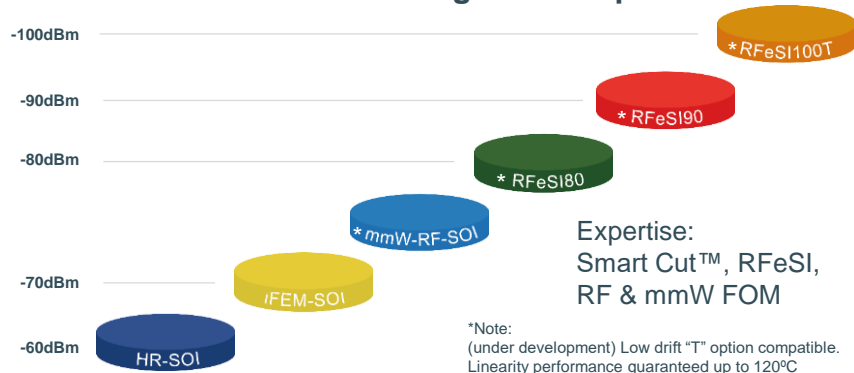
soitec

RF-SOI for automotive RF and mmWave front ends

Product description



Product offering / roadmap



Global platform for AEC-Q100 automotive RF and mmWave FEM

	SOITEC RF-SOI	HR Silicon Bulk	Silicon Germanium	MEMS	GaAs
Switch	+	=	-	+	+
Tuner	+	-	-	+	+
Power Amplifier	=	-	=	n.a	+
Cost	+	+	=	-	=
Integration / Area	+	+	+	-	-
Volume manufacturing 200/300mm	+	=	=	-	-

+ optimum = suitable - not suitable

Source: Soitec analysis

Soitec manufacturing

Bernin 1
200-mm

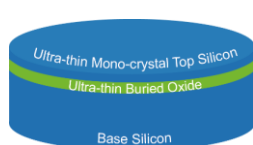
Bernin 2
300-mm

Pasir Ris
300-mm

Simgui
200-mm

FD-SOI for automotive radar and processors

Product description



300
mm

FD-SOI offering

node	55nm	28nm	22nm	18nm	12nm	≤10nm
Status	Prod	Prod	Prod	Pilot	Dev	R&D
eMemory	No	Yes	Yes	Yes	Dev	R&D
RF perf.	Yes	Yes	Yes	Yes	Dev	R&D

Unique value propositions:

- › Robust operation against ageing, PVT variations with body-biasing control
- › Highly-linear switches for wide-band object detection at greater ranges
- › High resistive substrate (optional) for state-of-the-art Sub-THz operation

Value proposition vs alternative technologies

	SOITEC FD-SOI	Bulk Planar sub-40nm	Bulk FinFET sub-16nm	Silicon Germanium
Best in class RF/mmW technology	+	=	=	+
System energy efficiency	+	=	+	=
Robustness (safety mission)	+	=	=	=
Cost	=	+	=	-
Integration SoC platform	+	+	=	-

+ optimum = suitable - not suitable

Source: Soitec analysis

Soitec manufacturing

Bernin 2
300-mm

Pasir Ris
300-mm

FD-SOI for automotive

› Automotive radar

- › FD-SOI yields state-of-the-art radar (RF) performance
- › Embedded radar (DSP) at lower-power footprint
- › Enhances detection via highly-linear data conversion

Arbe Robotics
4D imaging radar
22nm FD-SOI



Source: Arbe Robotics, 2020

› Autonomous driving vision processor

- › Most advanced vision computing ASIC on the market
- › Multi-camera (up to 8) sensor processing plus radar and LiDAR
- › Intel EyeQ®4 shipping in automobiles since late 2017

Mobileye EyeQ®4
Vision processor
28nm FD-SOI



Source: Mobile Eye, 2020

› Advanced MCU for domain controller

- › High density technology
- › High speed access non-volatile memory
- › Low power consumption

STMicroelectronics
Stellar
28nm FD-SOI

Stellar: ST 28nm FD-SOI with embedded Phase-Change Memory
ST in-house production at Crolles 12"



- Achieving Low Power Consumption requirement
- Supporting Higher working Frequency (> 600 MHz)
- ST Phase-Change Memory (High-Speed High-Density robust embedded NVM)



Source: STM, MWC 2019

› Application processor for infotainment

- › Feature and performance scalable multi-core platform
- › FD-SOI improves system reliability and robustness

NXP
i.MX8
28nm FD-SOI

i.MX 8 Family
Advanced Graphics,
Vision & Performance




Source: NXP, June 2019

European innovation partnership to accelerate autonomous driving adoption

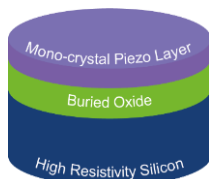
FD-SOI

OCEAN12
Opportunity to Carry European Autonomous driving further with FD-SOI technology up to 12nm node



OCEAN12 Value Chain

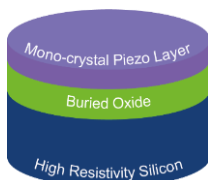
Product description



150 mm

Versatile product roadmap

● Device layer : Lithium Tantalite or Lithium Niobate



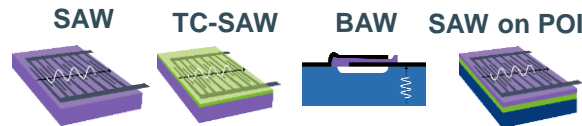
150 mm

200 mm

Expertise :
Smart Cut™, materials,
Acoustics FOM

200-mm to support filter pricing roadmap

Best value proposition for 5G filters



	SAW	TC-SAW	BAW	SAW on POI
Energy efficient	=	=	+	+
New 5G band (wide >200Mhz)	-	-	+	=
Temperature stability	-	+	=	+
Cost	+	=	-	=
Area	=	=	=	+
Volume manufacturing	+	+	=	+

+ optimum = suitable - not suitable

Source: Soitec analysis

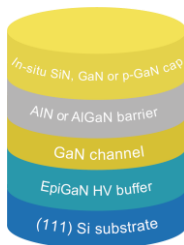
Soitec manufacturing

Bernin 3
150-mm

Soitec GaN products for Automotive

Product description

- › AlGaIn epilayer stack deposited on silicon for normally-on or normally-off operation in power switching applications

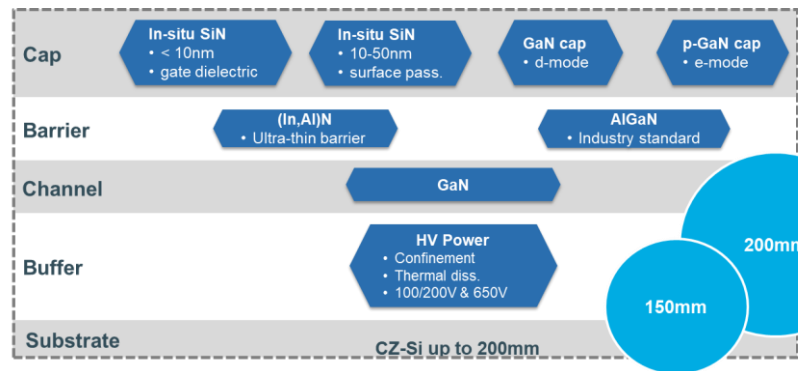


Value proposition vs. alternative technologies

- › EpiGaN products are used for numerous high-power switching applications for industrial, consumer and automotive.
- › This technology enables:
 - › Very low conduction loss (low Ron)
 - › Low switching loss
 - › High frequency switching
 - › High temperature operation

Product offering / roadmap

- › Toolbox for 100V/200V and 650V product differentiation



Soitec manufacturing

Hasselt (Belgium) - GaN/Si up to 200-mm

Take Aways

- › Automotive megatrends require lot of innovation in automotive electronic systems and Soitec has ready products to meet this evolution: Power-SOI, FD-SOI, RF-SOI and upcoming new generation of SiC substrates
- › Soitec's engineered substrates bring strong value propositions across connectivity, autonomous and electrification megatrends.
- › Soitec has been successfully serving Automotive markets for two decades and will largely expand its position in coming years with opportunity to establish new standards with engineered substrates

Thank you

Follow us on:



Soitec
@Soitec_FR / @Soitec_EN
Soitec



For more information, visit us at:
➔ www.soitec.com

Glossary

AC	Alternating Current	FE	Front End	ppm	parts per million
ADAS	Advanced Driving Assistance Systems	FEM	Front End Module	PVT	Process Voltage Temperature
AEC	Automotive Electronics Council	FHEV	Full Hybrid Electric Vehicle	RDSON	On Resistance
Amp	Amplifier	FOM	Figure of Merit	RF	Radio Frequency
ASIC	Application Specific Integrated Circuit	GaAs	Gallium Arsenide	ROM	Read Only Memory
ASP	Audio Signal Processor	GaN	Gallium Nitride	Rx	Receiver
ASSP	Application Specific Standard Product	HR	High Resistivity	SAW	Surface Acoustic Wave
BAW	Bulk Acoustic Wave	HV	High Voltage	SER	Soft Error Rate
BEV	Battery Electric Vehicle	HVM	High Volume Manufacturing	Si	Silicon
BM IC	Battery Management Integrated Circuit	IC	Integrated Circuit	SiC	Silicon Carbide
BMS	Battery Management System	ICE	Internal Combustion Engine	SOC	System on Chip
BOM	Bill of Material	IGBT	Insulated Gate Bipolar Transistor	SOI	Silicon on Insulator
BT	Bluetooth	IP	Intellectual Property	TC-SAW	Temperature Compensated Surface Acoustic Wave
CMOS	Complementary Metal Oxide Semiconductor	ISP	Image Signal Processor	TOPS	Tera Operation Per Second
CPU	Central Processing Unit	IVN	In-Vehicle Network	TTM	Time To Market
DC	Direct Current	LED	Light Emitting Diode	Tx	Transmitter
DRAM	Dynamic Random Access Memory	LNA	Low Noise Amplifier	V2D	Vehicle to Device
DSP	Digital Signal Processor	MCU	Micro Controller Unit	V2H	Vehicle to Home
ECU	Electronic Control Unit	MEMS	Micro Electro Mechanical Systems	V2I	Vehicle to Infrastructure
EMC	Electromagnetic compatibility	MHEV	Mild Hybrid Electric Vehicle	V2N	Vehicle to Network
Epi	Epitaxial	mmW	millimeter Wave	V2P	Vehicle to Pedestrian
ESD	Electrostatic Discharge	OEM	Original Equipment Manufacturer	V2V	Vehicle to Vehicle
EV	Electric Vehicle	PHEV	Plug-in Hybrid Electric Vehicle	V2X	Vehicle to Everything
FD	Fully Depleted	PMIC	Power Management Integrated Circuit	VBD	Breakdown Voltage
		POI	Piezoelectric on Insulator		